

### Features

- 21-inch minimum base cabinet width.
- Single round bowl.
- 8" (203 mm) bowl depth.

### Material

- KOHLER® enameled cast iron.

### Installation

- No faucet holes.
- Top-mount or undermount.

### Recommended Products/Accessories

K-8801 Sink Strainer  
K-8799 Sink Strainer  
K-23726 Drain treatment  
K-23725 Cast iron cleaner

### Optional Products/Accessories

K-11352 Disposal Flange with Stopper

### Included Components

Product consists of:  
52047 Clamp Accessory Pack, 4 Ea.



ADA

### Codes/Standards















ASME A112.19.1/CSA B45.2  
ADA  
ICC/ANSI A117.1

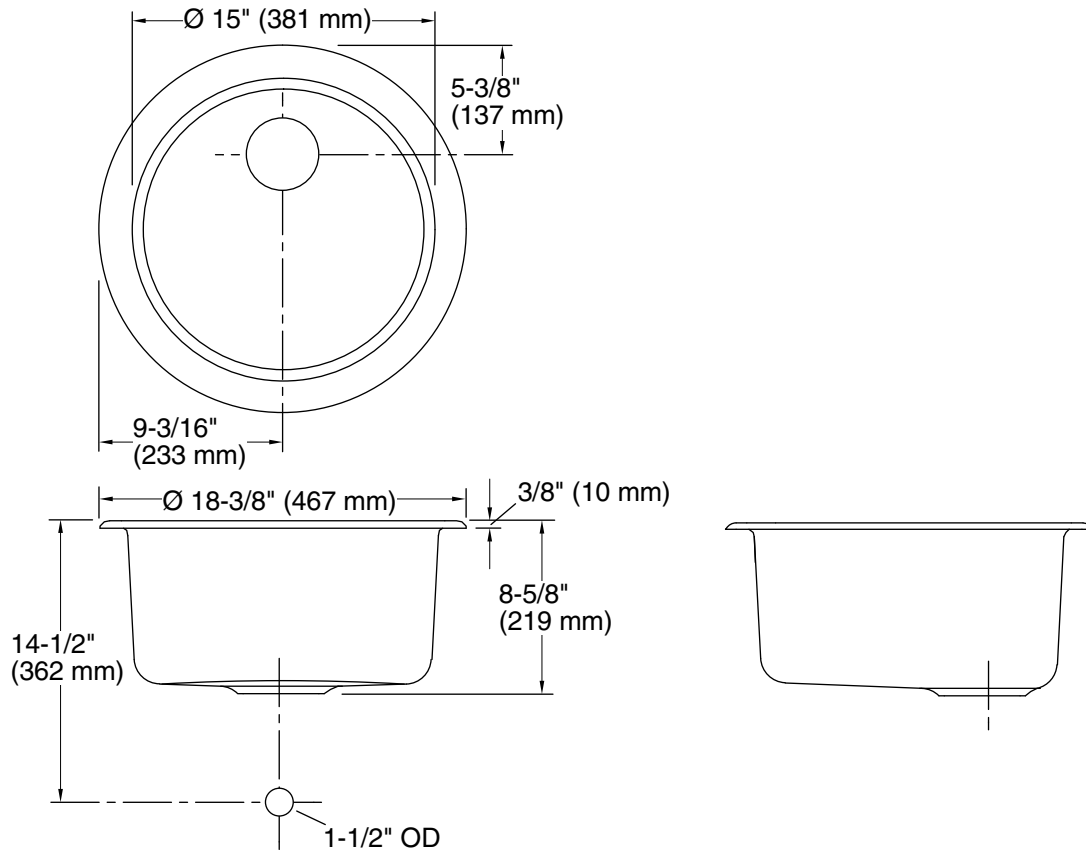
### KOHLER® Enameled Cast Iron Kitchen Sink Lifetime Limited Warranty

See website for detailed warranty information.

### Available Colors/Finishes

*Color tiles intended for reference only.*

| Color  | Code | Description   |
|--|------|---------------|
|  | 0    | White         |
|  | FF   | Sea Salt™     |
|  | 96   | Biscuit       |
|  | 47   | Almond        |
|  | FD   | Cane Sugar™   |
|  | NY   | Dune          |
|  | 95   | Ice™ Grey     |
|  | G9   | Sandbar       |
|  | K4   | Cashmere      |
|  | FT   | Basalt        |
|  | 58   | Thunder™ Grey |
|  | FP   | Caviar        |
|  | 7    | Black Black™  |
|  | 97   | Timberline™   |



### Technical Information

All product dimensions are nominal.

|                          |  |
|--------------------------|--|
| Bowl configuration:      | Single   |
| Installation:            | Top-mount, Under-mount   |
| Min. base cabinet width: | 21" (533 mm)   |
| Bowl area (Only):        | Length: 15" (381 mm)<br>Width: 15" (381 mm)<br>Bowl depth: 8" (203 mm) |
| Drain hole:              | 3-5/8" (92 mm)   |
| Template:                | 112355-7, required, included   |

### Notes

Install this product according to the installation instructions.

ADA compliant when installed to the specific requirements of these regulations.

ADA permits a parallel approach to wet bars.