

### Features

- Classic rectangular basin.
- Overflow drain.
- Coordinates with other products in the Archer collection.

### Material

- Vitreous china.

### Installation

- No faucet holes; requires wall- or counter-mount faucet.
- Undermount.

### Recommended Products/Accessories

K-8998 P-Trap  
K-23726 Drain treatment  
K-23725 Cast iron cleaner

### Included Components

Additional Components:  
1193643 Basin clamps



ADA

CSA B651

### Codes/Standards











ASME A112.19.2/CSA B45.1  
All applicable US Federal and State material regulations  
ADA  
ICC/ANSI A117.1  
CSA B651

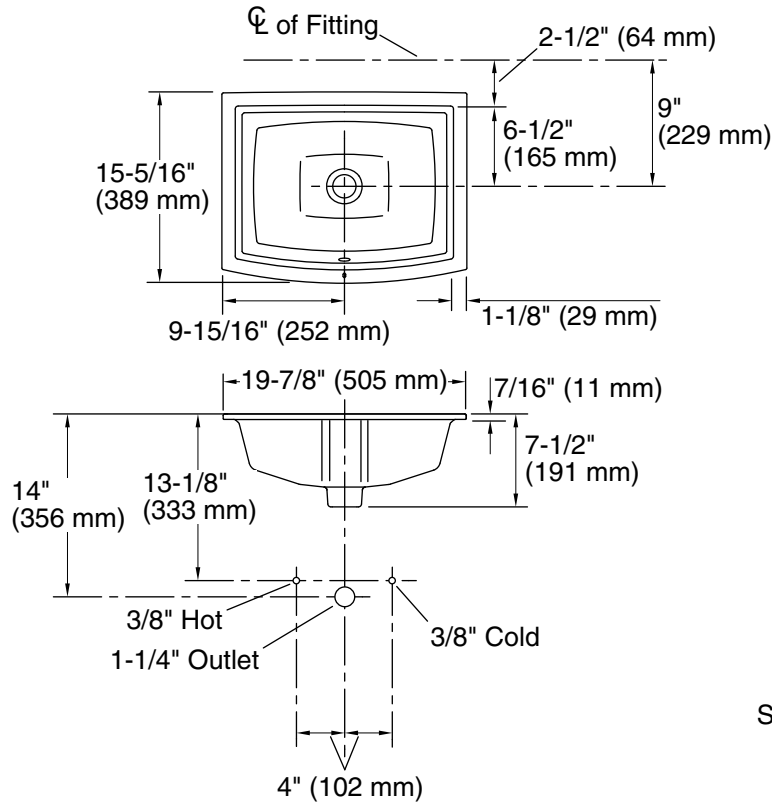
### KOHLER® One-Year Limited Warranty

See website for detailed warranty information.

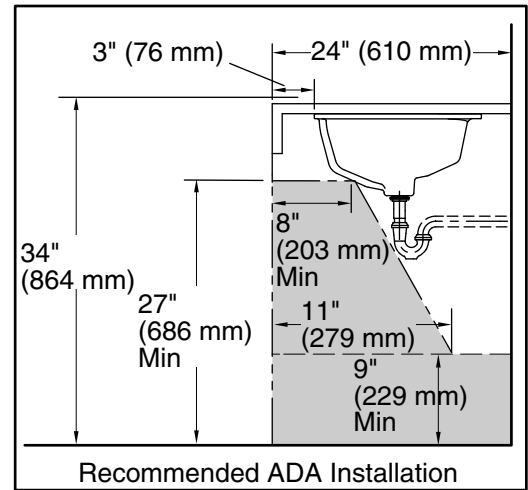
### Available Colors/Finishes

*Color tiles intended for reference only.*

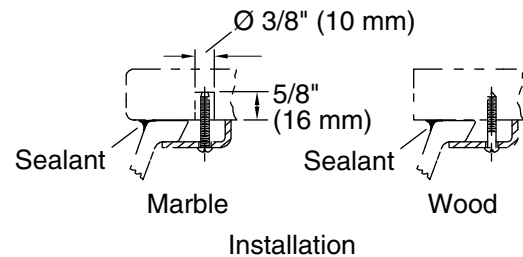
Color	Code	Description
	0	White
	96	Biscuit
	47	Almond
	NY	Dune
	95	Ice™ Grey
	G9	Sandbar
	33	Mexican Sand™
	K4	Cashmere
	58	Thunder™ Grey
	7	Black Black™



Standard Installation



Recommended ADA Installation



### Technical Information

All product dimensions are nominal.

Bowl configuration:	Single
Installation:	Under-mount
Bowl area (Only):	Length: 17-5/8" (448 mm)
	Width: 13" (330 mm)
	With overflow: Yes
	Water depth: 3-3/4" (95 mm)
With overflow:	Yes
Drain hole:	1-3/4" (44 mm)
Template:	1224722-7, required, not included

### Notes

Install this product according to the installation instructions.

**NOTICE:** Countertop manufacturer or cutter must use the cut-out template provided with the product, or a current one provided by Kohler Co. (call 1-800-4-KOHLER). Kohler Co. is not responsible for cutout errors when the incorrect cut-out template is used.

ADA, CSA B651 compliant when installed to the specific requirements of these regulations.